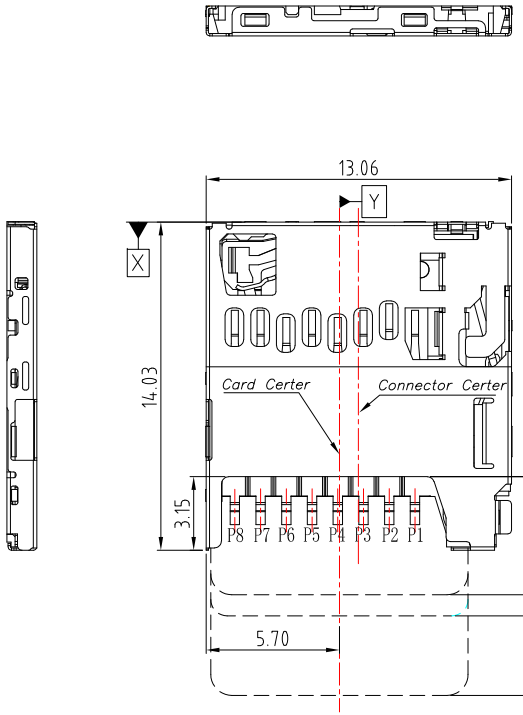

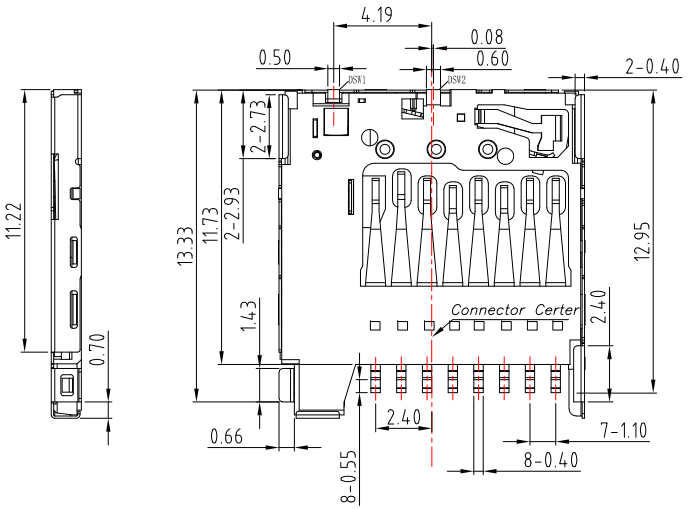

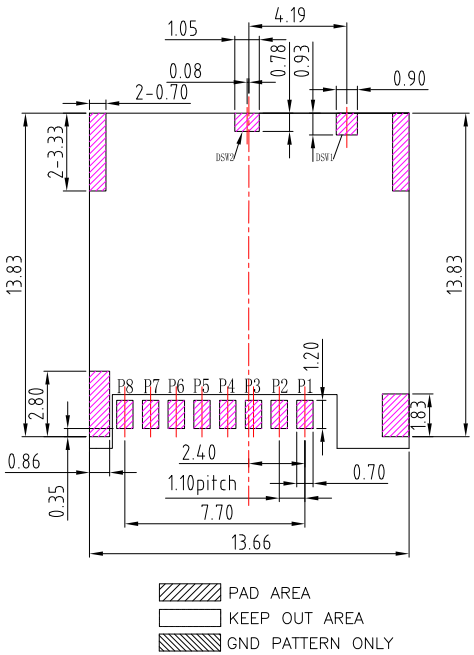

PCB LAYOYT

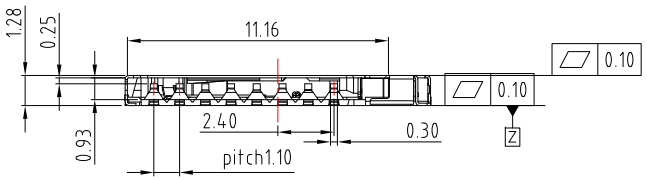

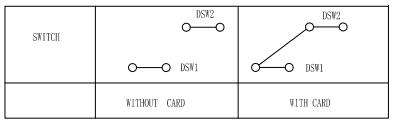

PIN NO.	PIN ASSIGNMENT
P1	DAT2
P2	CD/DAT3
P3	CMD
P4	VDD
P5	CLK
P6	VSS
P7	DAT0
P8	DAT1

SPECIFICATION

Electrical :

1.Current Rating: 0.5A AC / DC Max

2.Voltage Rating: 12V AC / DC

3.Contact Resistance: 100 mΩ Max.

4.Insulation Resistance: 1000 MΩ Min.

Material:

1.Housing: LCP

2.Contact: Phosphor Bronze

3.Shell: SUS

Finish:

1.Contact: Plated Gold in Mating Area ;
Gold Plated on Solder Balls ;
Nickel under plated overall

2.Shell: Nickel under Plated surface layer

ITEM NO.	DESCRIPTION	DRAWN	DATE
5	更新Contact材質	Jack	071724
4	更新樣式和材質	Jack	071624
3	更新PCB LAYOUT方向	Jack	012324
2	更新料號	Jack	112421
1	更新料號	Jack	112321

CONTACT 建倚科技股份有限公司
CONTACT TECHNOLOGY CORP.

TOLERANCE UNLESS OTHERWISE STATED : Up to 5 ±0.2; Above 5 ~ 15 ±0.3; Above 15 ~ 30 ±0.4; Above 30 ~ 50 ±0.5; Angle ±0.3

3RD. ANGEL'S | UNITS | MM

DRAWN BY: Jack Lu	DATE 07/17/24	MAT'L	
CHECKED BY: Jacky Chen	DATE 07/17/24	FINISH	
APPROVED BY: Tony Kao	DATE 07/17/24	SCALE 1 : 1	SHEET NO. 1 of 1

TITLE	CONNECTOR
MODLE	MICRO SD CARD PUSH PUSH H1.28
DWG NO.	SD-TF128-S267
PART NO.	SD-TF128-S267
SIZE	A4
VER	R6